





REGISTRATION PROCESS


Download the Lalamove Driver's App on the [App Store](#) / [Play Store](#) to begin your registration!



1

PERSONAL AND BASIC INFORMATION


Filling up of personal and basic information such as Name, Phone Number, Choice of vehicle, and Emergency Contacts.



2

VIRTUAL TRAINING COMPLETED


Complete the 10-15 minutes virtual training and score a minimum of **80/100** to move on to the next stage.



3

SUBMISSION OF REQUIRED PHOTO DOCUMENTS

Provide us with clear photo documents for verification and you'll be on to the last stage of registration!



4

PAYMENT OF SECURITY DEPOSIT

Make a security deposit payment of \$25 (Walkers & Motorcycle Riders), \$75 (Car, MPV, Van and Lorry) through the Lalamove Driver App and you are immediately good to go!

STAY SAFE

5

ENJOY AND BE SAFE!

Your registration is now complete! Always be safe and abide to the traffic rules and regulations. Remember to smile :)

*Reminder for walkers to purchase the Lalabag within **7 days of deposit payment**.

*Reminder for MPV, Vans and Lorry drivers to schedule a sticker appointment through the Lalamove Driver app within **7 days of deposit payment**.

